


- KIT 715 • RDX-2
  - KIT 704 • RDX-4
- GUIA RETO**

**COMPOSIÇÃO:**

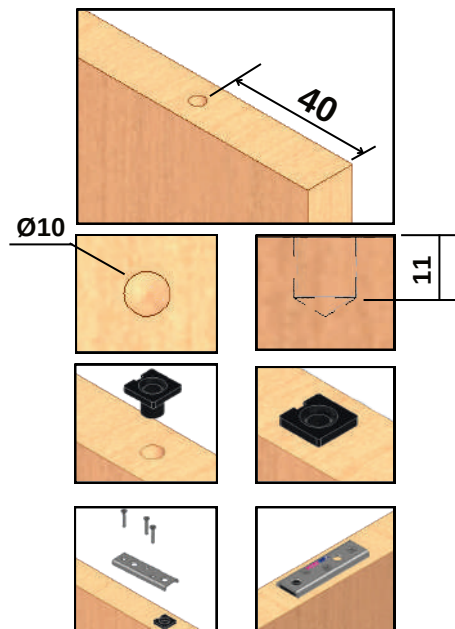
2X Parafuso 5/16x2"	2X Roldana 4 rodas	2X Roldana 2 rodas
6X Parafuso 4x22mm ch ph	OU	
2X Contra porca	* Perfil 35x35mm	
1X Guia 9mm reto *	1,15	* Perfil U 1/2"
1X Limitador superior *	2m	12,7
4X Suporte para perfil *	2X Chapa repuxo	12,7
4X Parafuso 4x40mm		1m
4X Buchas Nylon 6mm		

Itens com \* são referentes ao kit

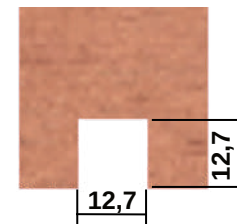
1° Cálculo de altura da porta



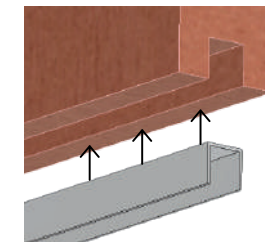
2° Instalação de contra porca e chapa repuxo




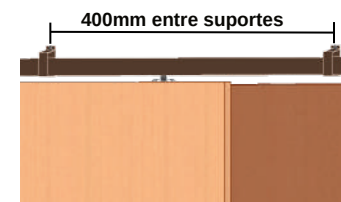
3° Usinagem na parte inferior da porta



4° Instalação perfil U



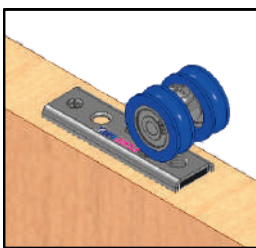
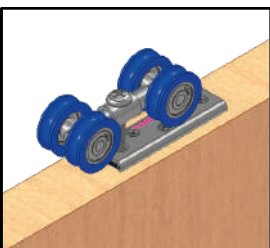

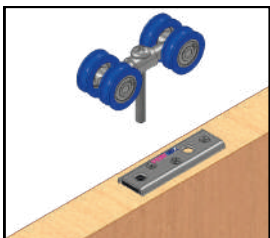
5° Instalação de suporte + perfil ou perfil com abas



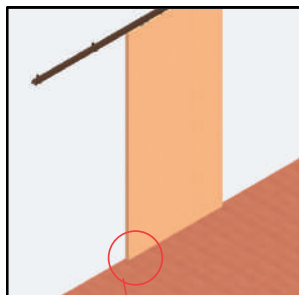
6° Instalação da Roldana

**RDX-4**

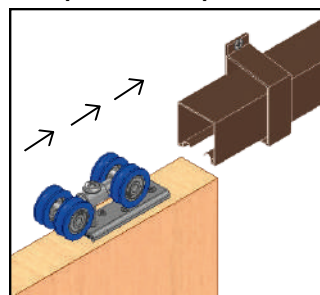
**RDX-2**



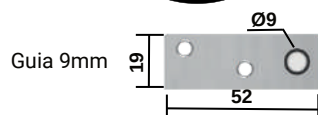
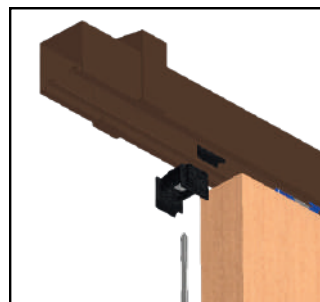
7° Instalação Guia reto



8° Montagem porta no perfil



9° Instalação Limitador



**ATENÇÃO**

Embora esse manual ofereça informações suficientes para correta instalação, recomendamos que o serviço seja executado por mão de obra especializada e qualificada.

**ROLAMENTO BLINDADO**

PERFMAX RDX-2: 50 kg  
RDX-4: 100 kg

visite nosso site

